
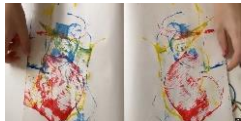






























Reception								
								
<b>Using senses!</b>		<b>Colour and line</b>		<b>Drawing.</b>		<b>3D and 2D</b>		<b>Paint and colour mixing.</b>
<p>Developing observation skills – noticing shapes in the environment.</p> <p>Explore texture through rubbings.</p> <p>Collage and composition of shapes and textures.</p> <p>Learning to look at what we draw.</p> <p>Using our sense to explore!</p>		<p>Roll, push, printing.</p> <p>Symmetry.</p> <p>Abstract art. Emotions.</p> <p>Shapes, Lines. Curved, Curly, Zig zag, spiral, straight, vertical, horizontal, diagonal.</p> <p>Oil pastel and chalk.</p> <p>Smudging and blending.</p>		<p>Creating texture with oil.</p> <p>Making observations.</p> <p>Drawing what we can see.</p> <p>Enlarging what we see.</p> <p>Drawing big with charcoal.</p> <p>Drawing fossils. Drawing patterns and texture.</p> <p>Looking at the work of others artists.</p>		<p>Clay, Plasticine. Roll, pinch, smooth. 2D, 3D. Round and flat. Join clay. Making Props for toys- combining and manipulating materials.</p> <p>Making a plan and learning to adapt.</p> <p>World in a matchbox- using our imaginations. Drawing small. Painting and collage.</p> <p>Painting- observational drawing. Applying paint to thin brushes to paint the background, then the foreground.</p>		<p>Mixing primary colours to create secondary colours.</p> <p>Printing with hands and feet.</p> <p>Observational drawings of bugs and flowers. Collage.</p> <p>Perspective in our painting.</p> <p>Blending chalk.</p>
		 <p>Wassily Kandinsky</p>		 <p>Van Gogh</p>		 <p>Peter Lord</p>		 <p>David Hockney</p>
				 <p>Claude Monet's Impression, Sunrise (1872)</p>		 <p>Yvonne Coomber</p>		 <p>Henri Matisse</p>
								 <p>Pablo Picasso</p>

Year 1											
											
Drawing		Colour		Print making		Sculpture		Watercolour		2D to 3D (clay)	
Circles Spirals Graphite Chalk Oil pastels Patterns Observational drawings		Colour wheel Warm Cold Sketch book Fold Texture		Printing Rubbing Relief printing Continuous line Mark making Texture		Shapes 3 dimensional Standing sculpture Scale Perspective		Different brush size Primary colours Secondary colours Mixing Wax resistant		Clay Tools Pottery Textures Rolling pin sgraffito	
											
Molly Husland		The Ancient Art of Drawing Kolam		Van Gough		Louise Bourgeois		Pitipili Mulongoy		Tony Bevan	
											
Interactive cloud sculpture		Linda Bell		Paul Klee		Eric Carle		Farnham Pottery		Clare Holt	

Year 2									
									
Explore and draw		Mark making		Being an architect		Printing		Weaving	
Observational drawing Patterns Natural objects Colour Wax resistant		Patterns Colours Emotions Paint Pastels Chalks Materials		Architecture Structure 3 dimensional Scale Model		Mono print Fabric Patterns Repetition Motifs Intaglio printing Collagraph		Warp threads Weft threads Fabric Loom	
									
Andy Goldsworthy	Rosie James	Charlie French	Marela Zacarias	Hundertwasser	Farnham architecture	Xgaoc'o X'are	BHAJAN HUNJAN	Guatemalan weavers	Tammy Kanat